



Survey_Group1 (data cohort)

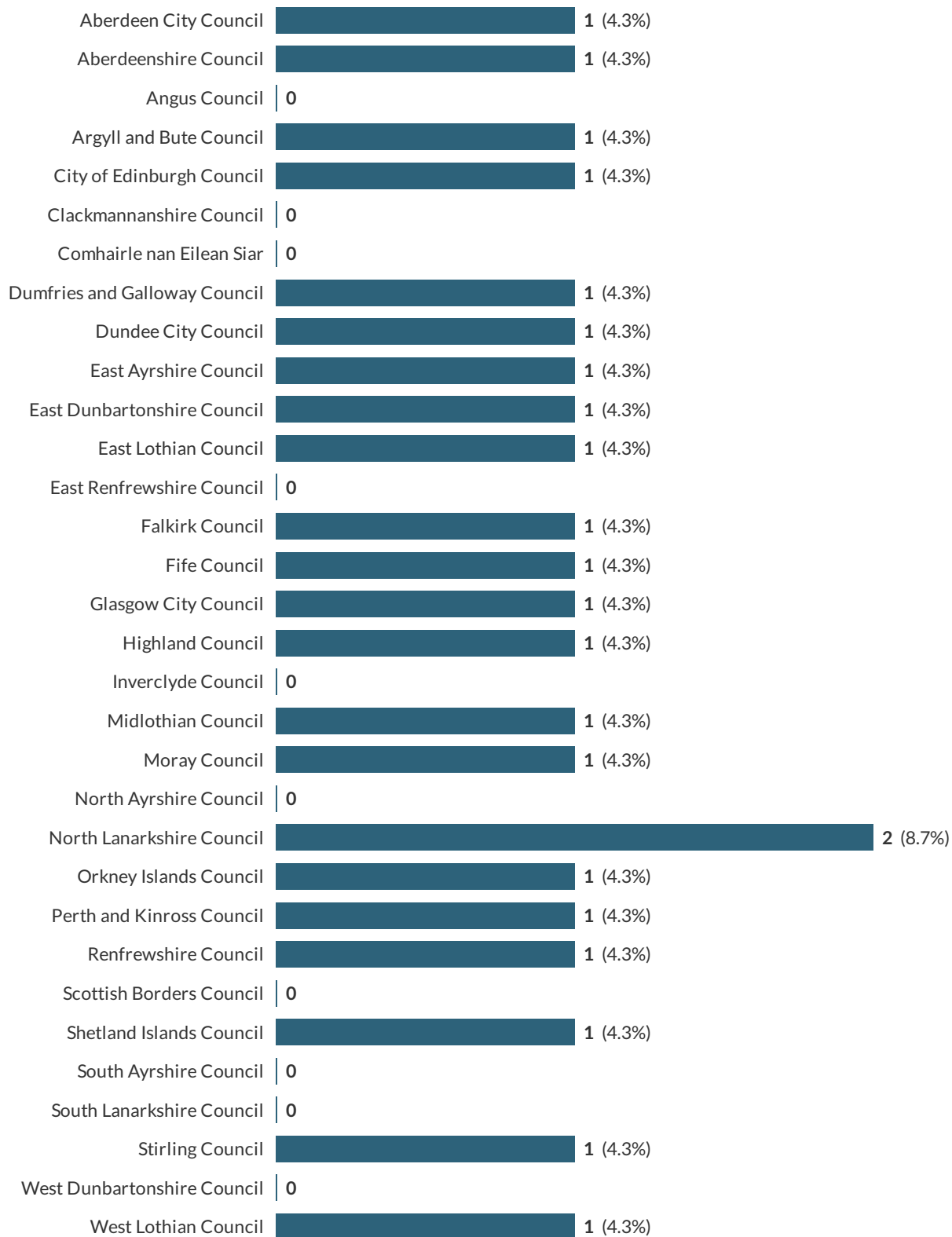
Showing 23 of 23 responses



1 Do you agree to take part in the research study?




2 Which of the following local authorities do you work for?




3 Thinking back to the first month of the lockdown, how important to your work were the following types of data for managing the COVID-19 crisis?

3.1 Internal public sector data



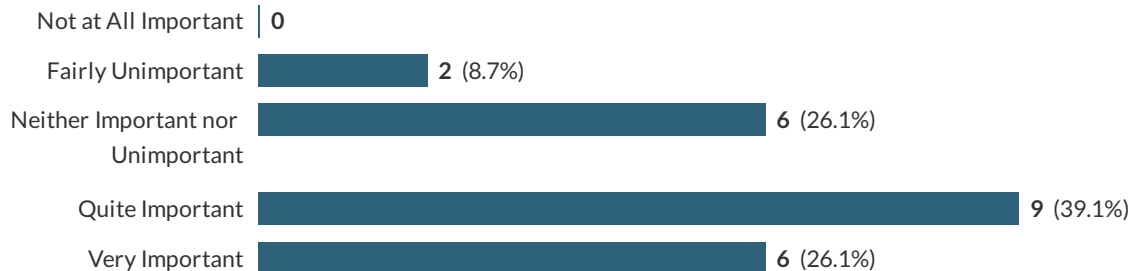
Multi answer: Percentage of respondents who selected each answer option (e.g. 100% would represent that all this question's respondents chose that option)

3.2 External public sector data



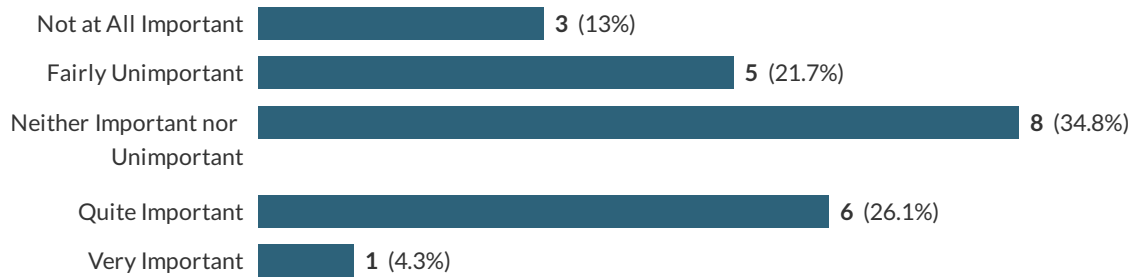
Multi answer: Percentage of respondents who selected each answer option (e.g. 100% would represent that all this question's respondents chose that option)

3.3 Third sector data



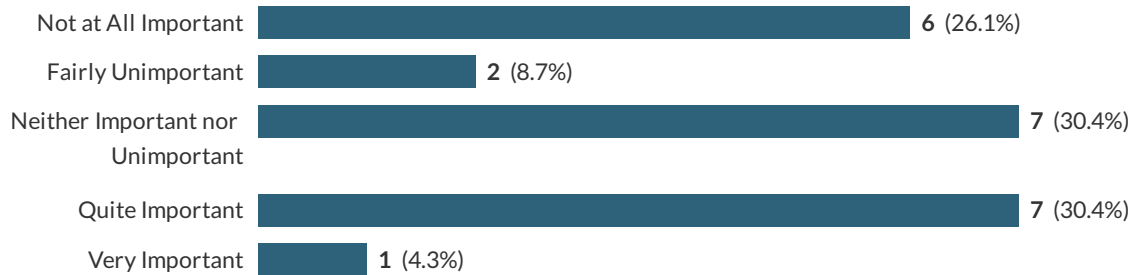
Multi answer: Percentage of respondents who selected each answer option (e.g. 100% would represent that all this question's respondents chose that option)

3.4 Private sector data



Multi answer: Percentage of respondents who selected each answer option (e.g. 100% would represent that all this question's respondents chose that option)

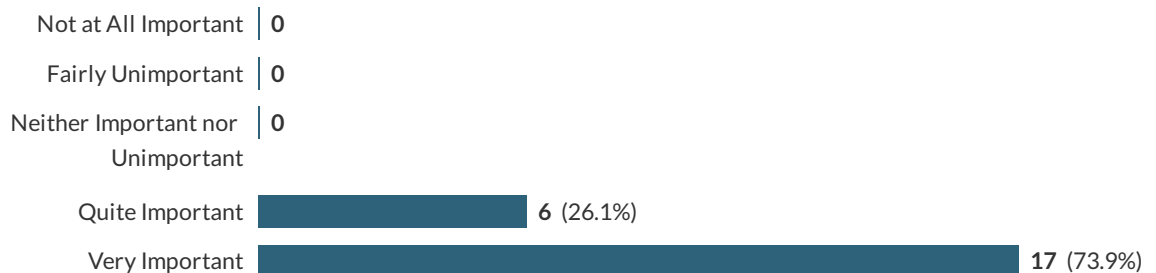
3.5 Novel data



Multi answer: Percentage of respondents who selected each answer option (e.g. 100% would represent that all this question's respondents chose that option)


4 Thinking about the last few weeks, how important to your work have the following types of data been for managing the COVID-19 crisis?

4.1 Internal public sector data



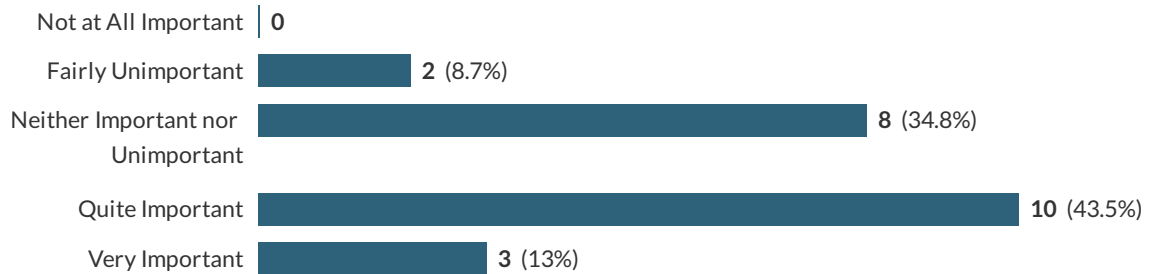
Multi answer: Percentage of respondents who selected each answer option (e.g. 100% would represent that all this question's respondents chose that option)

4.2 External public sector data



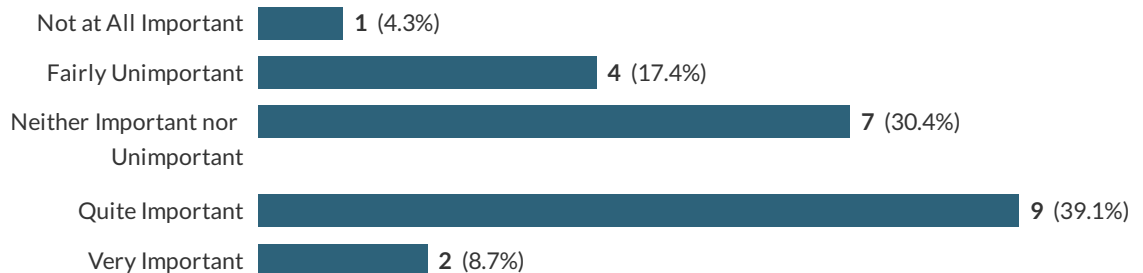
Multi answer: Percentage of respondents who selected each answer option (e.g. 100% would represent that all this question's respondents chose that option)

4.3 Third sector data



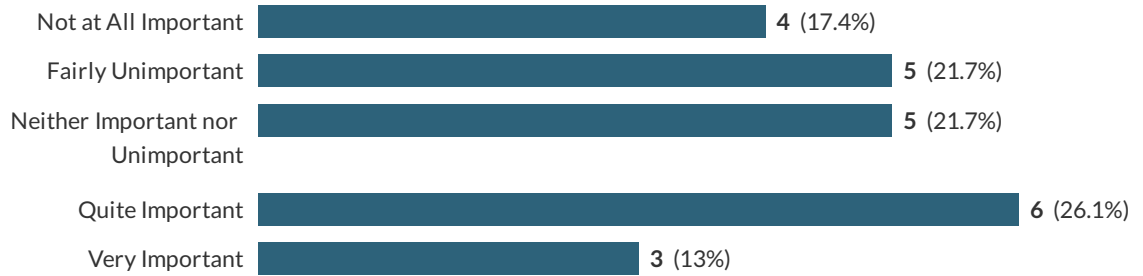
Multi answer: Percentage of respondents who selected each answer option (e.g. 100% would represent that all this question's respondents chose that option)

4.4 Private sector data



Multi answer: Percentage of respondents who selected each answer option (e.g. 100% would represent that all this question's respondents chose that option)

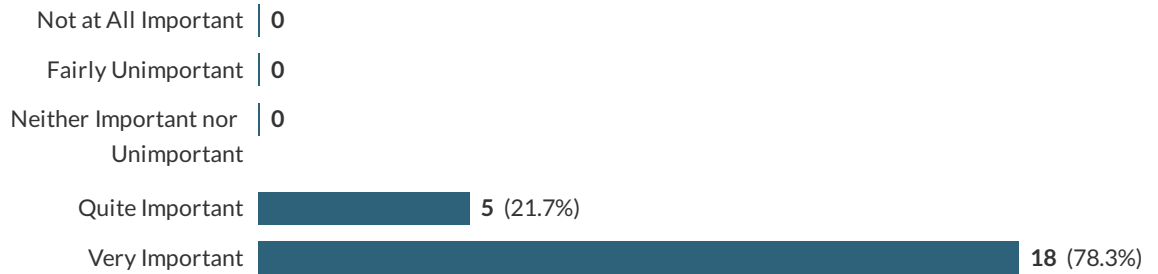
4.5 Novel data



Multi answer: Percentage of respondents who selected each answer option (e.g. 100% would represent that all this question's respondents chose that option)

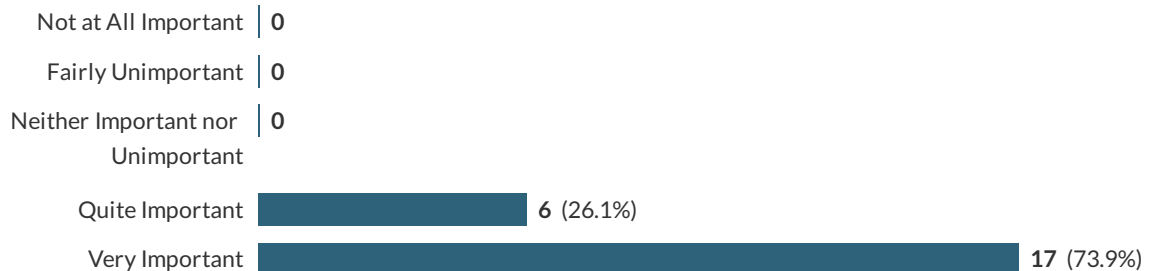
5 Looking ahead to next year, how important to your work do you expect the following types of data to be for managing the COVID-19 crisis?

5.1 Internal public sector data



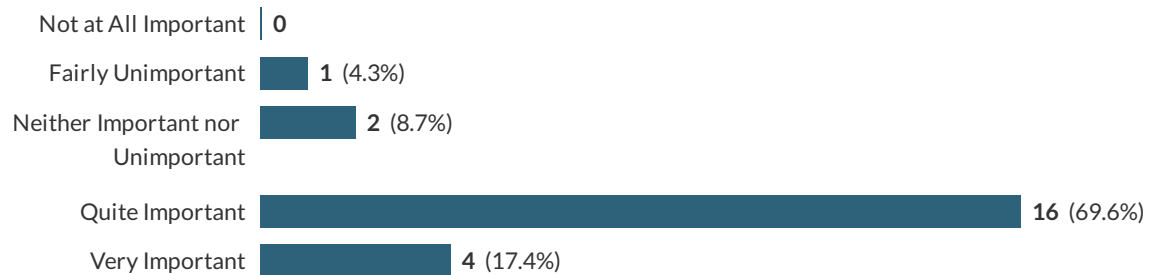
Multi answer: Percentage of respondents who selected each answer option (e.g. 100% would represent that all this question's respondents chose that option)

5.2 External public sector data



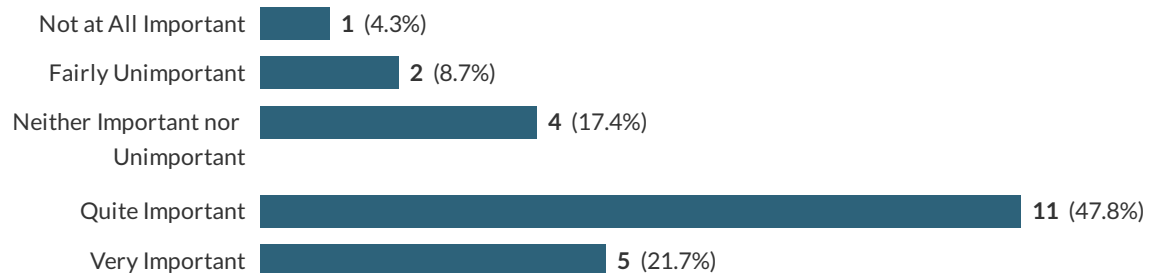
Multi answer: Percentage of respondents who selected each answer option (e.g. 100% would represent that all this question's respondents chose that option)

5.3 Third sector data



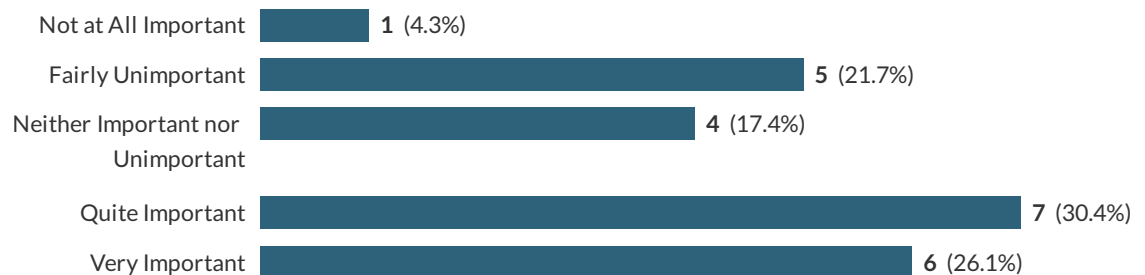
Multi answer: Percentage of respondents who selected each answer option (e.g. 100% would represent that all this question's respondents chose that option)

5.4 Private sector data



Multi answer: Percentage of respondents who selected each answer option (e.g. 100% would represent that all this question's respondents chose that option)

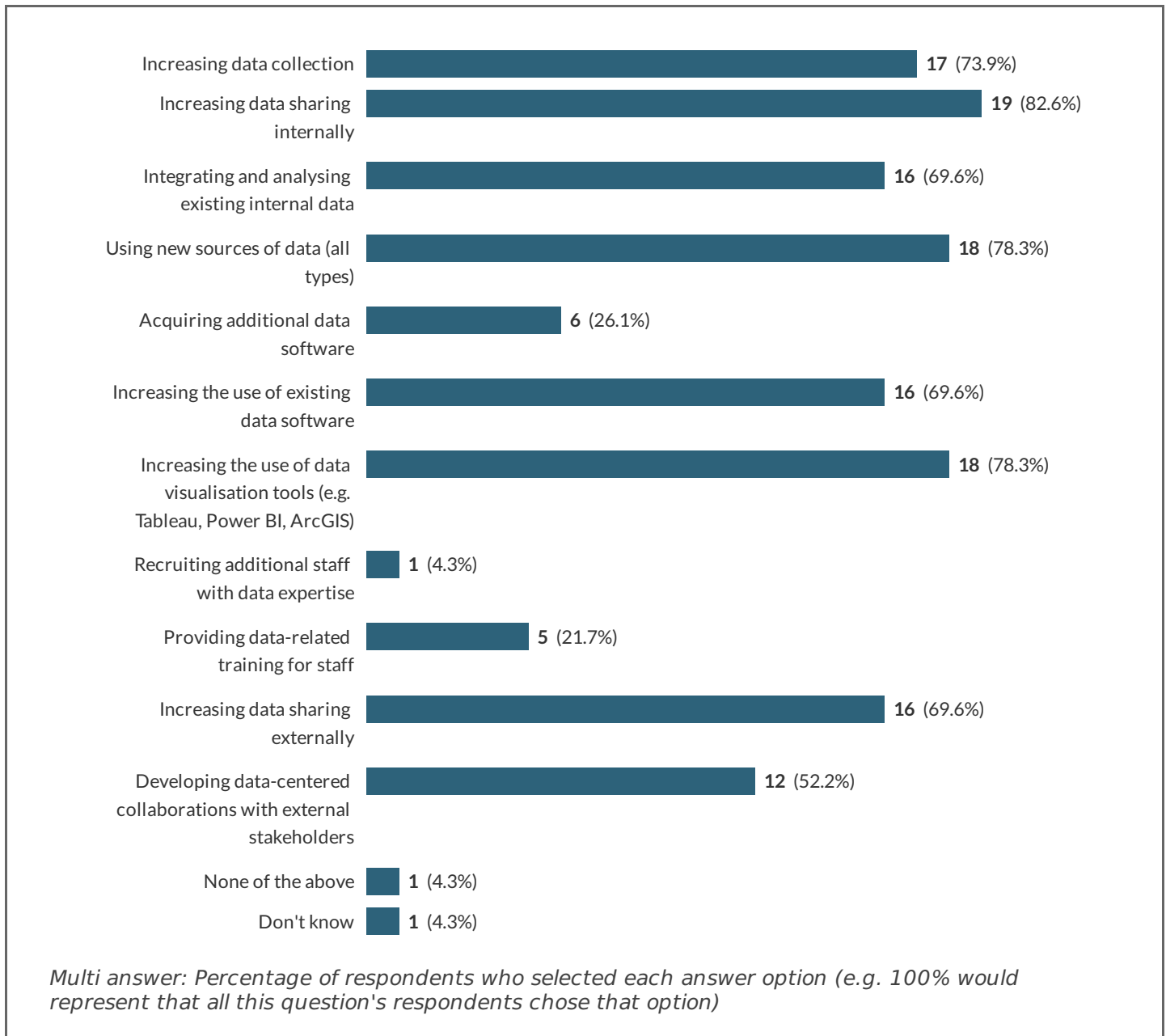
5.5 Novel data



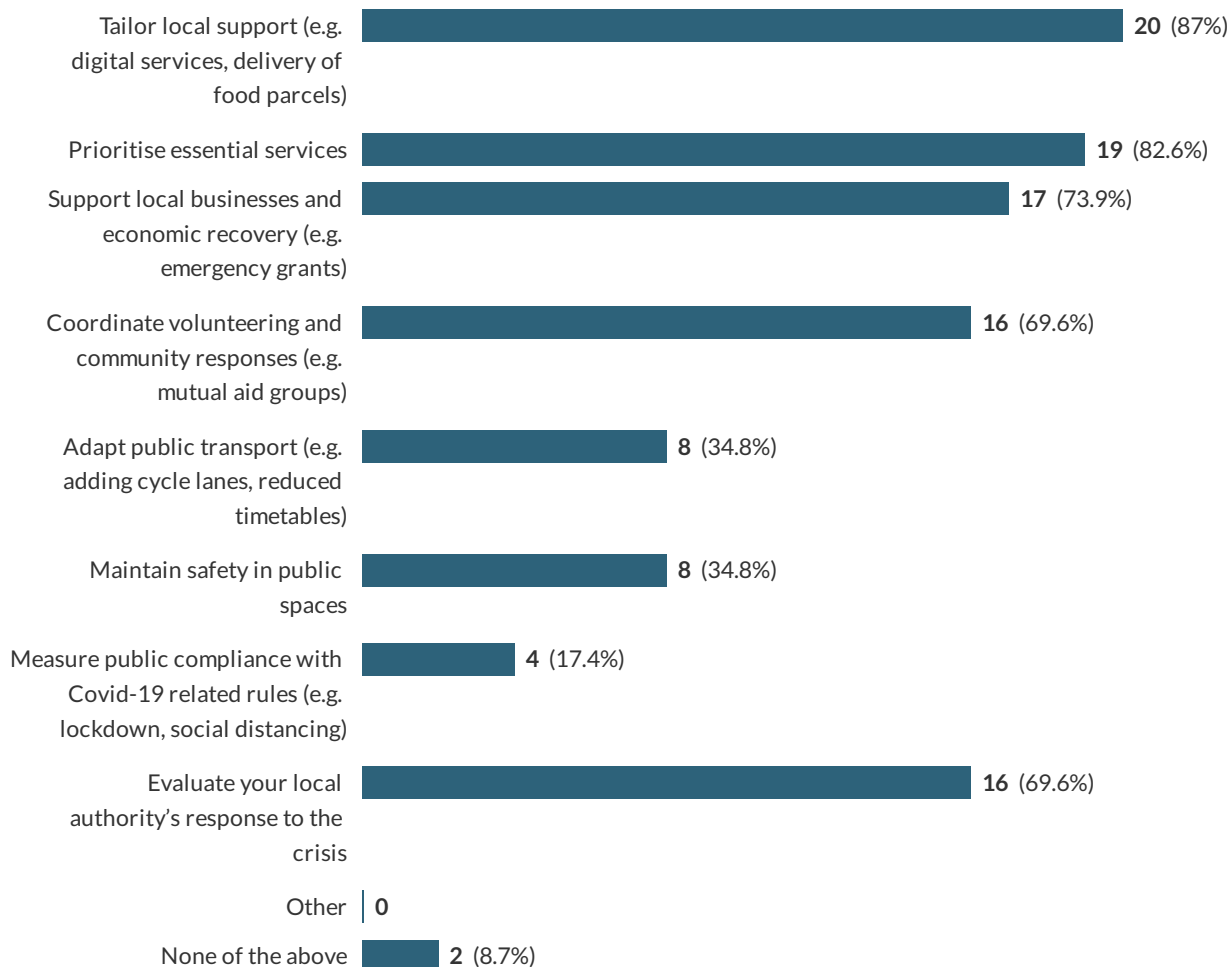
Multi answer: Percentage of respondents who selected each answer option (e.g. 100% would represent that all this question's respondents chose that option)

6 Are you aware of your local authority having so far implemented any of the following actions in

reponse to COVID-19? (Please select all that apply)



7 Please indicate if so far you have used data (all types) to do any of the following: (Please select all that apply)



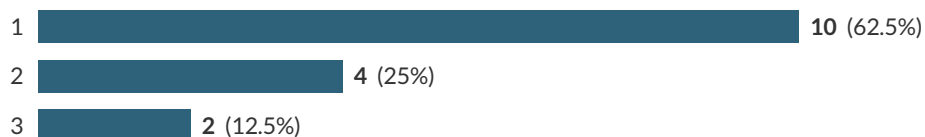
Multi answer: Percentage of respondents who selected each answer option (e.g. 100% would represent that all this question's respondents chose that option)

7.a If you selected Other, please specify:

No responses

8 In ranking order, in which of the following policy areas have you so far seen an increased need for data (all types) in response to COVID-19? (Please select and rank up to three areas)

8.1 Adult Social Care Services



Multi answer: Percentage of respondents who selected each answer option (e.g. 100% would represent that all this question's respondents chose that option)

8.2 Businesses and Corporate Services



Multi answer: Percentage of respondents who selected each answer option (e.g. 100% would represent that all this question's respondents chose that option)

8.3 Children Services



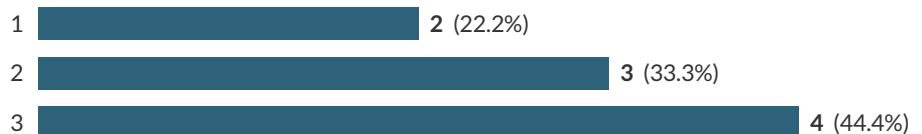
Multi answer: Percentage of respondents who selected each answer option (e.g. 100% would represent that all this question's respondents chose that option)

8.4 Cultural and Leisure Services



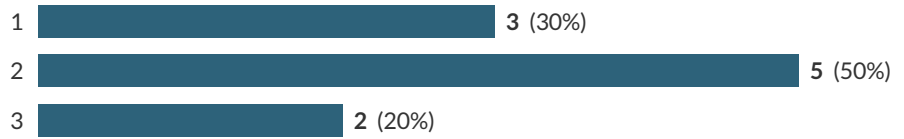
Multi answer: Percentage of respondents who selected each answer option (e.g. 100% would represent that all this question's respondents chose that option)

8.5 Economic Development



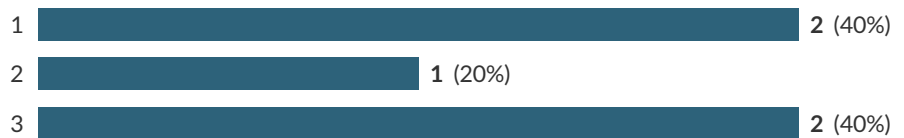
Multi answer: Percentage of respondents who selected each answer option (e.g. 100% would represent that all this question's respondents chose that option)

8.6 Education



Multi answer: Percentage of respondents who selected each answer option (e.g. 100% would represent that all this question's respondents chose that option)

8.7 Environmental Protection



Multi answer: Percentage of respondents who selected each answer option (e.g. 100% would represent that all this question's respondents chose that option)

8.8 Housing and Planning



Multi answer: Percentage of respondents who selected each answer option (e.g. 100% would represent that all this question's respondents chose that option)

8.9 Roads and Transports



Multi answer: Percentage of respondents who selected each answer option (e.g. 100% would represent that all this question's respondents chose that option)

8.10 Waste Management



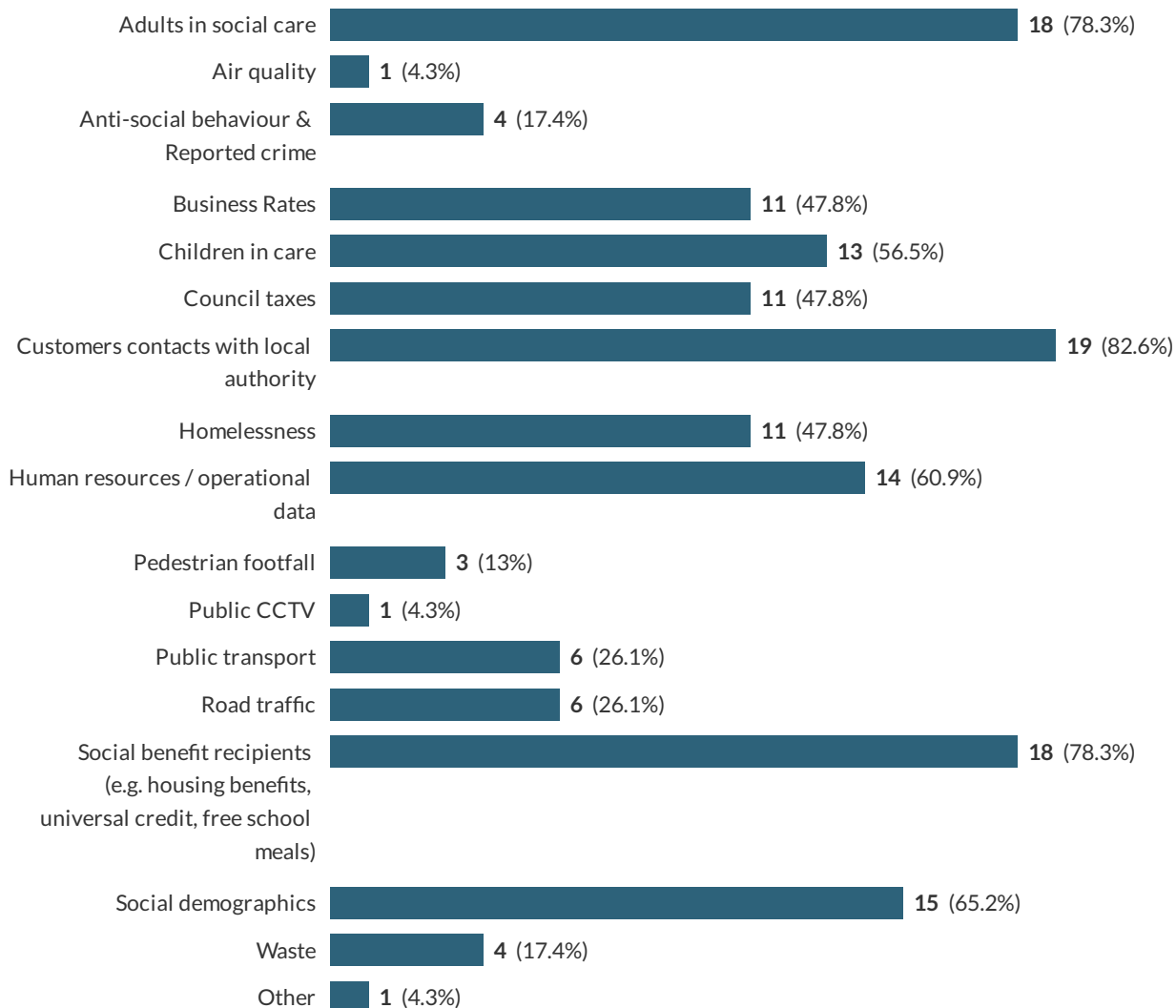
Multi answer: Percentage of respondents who selected each answer option (e.g. 100% would represent that all this question's respondents chose that option)

8.11 Don't know



Multi answer: Percentage of respondents who selected each answer option (e.g. 100% would represent that all this question's respondents chose that option)

9 In response to COVID-19 so far, have you used internal public sector data in relation to... (Please select all that apply)

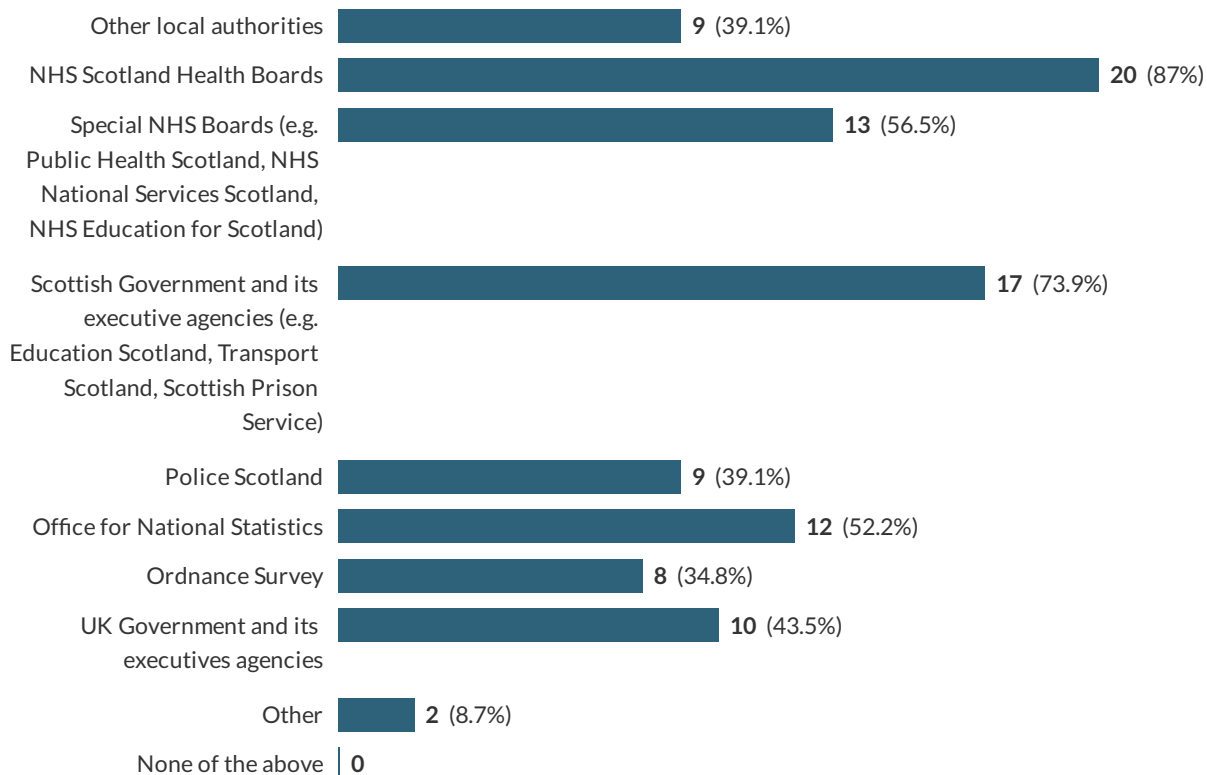


Multi answer: Percentage of respondents who selected each answer option (e.g. 100% would represent that all this question's respondents chose that option)

9.a If you selected Other, please specify:

Showing 1 response	
As a part of my role within the council did not have the need to use COVID 19 data	651048-651039-68602806

10 Please indicate if so far you have used any of the following sources of external public sector data in response to COVID-19. (Please select all that apply)



Multi answer: Percentage of respondents who selected each answer option (e.g. 100% would represent that all this question's respondents chose that option)

10.a If you selected Other, please specify:

Showing all 2 responses	
NOMIS	651048-651039-67861569
As a part of my role within the council did not have the need to use COVID 19 data	651048-651039-68602806

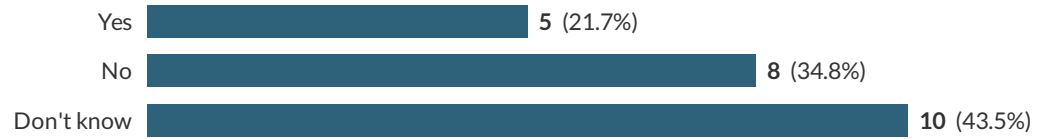
11 So far, have you used the following types of data in response to COVID-19?

11.1 Third sector data



Multi answer: Percentage of respondents who selected each answer option (e.g. 100% would represent that all this question's respondents chose that option)

11.2 Private sector data

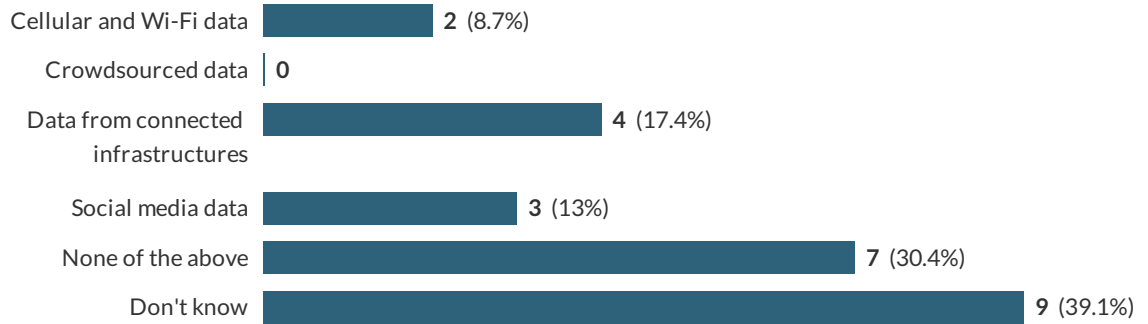


Multi answer: Percentage of respondents who selected each answer option (e.g. 100% would represent that all this question's respondents chose that option)

11.a If 'Yes', could you give some examples?

Showing all 23 responses	
I have not used third sector or private sector data in response to COVID-19.	651048-651039-66597213
economic data has come from national rather than private sectors - local govt not in a position to pay for additional data sources unless emerges business critical.	651048-651039-66621598
Na	651048-651039-67178493
.	651048-651039-67184970
didn't answer Yes	651048-651039-67195224
N/A	651048-651039-67248230
In order to provide/ coordinate food, medication and mental health support during lockdown.	651048-651039-67274360
d	651048-651039-67861569
Experian data	651048-651039-67942639
No	651048-651039-68016344
A	651048-651039-68036730
	651048-651039-68042293
Details of families that required electronic equipment	651048-651039-68047575
Answered don't know	651048-651039-68049645
Lists of community groups loaded into the systems supporting the work of the Grampian Covid Assistance Hub (gcah.org.uk)	651048-651039-68054762
I don't have the details, but I know third sector partners were important to the initial response.	651048-651039-68235019
Data on support delivered to individuals in the community - emergency food, befriending, dog walking etc	651048-651039-68238847
.	651048-651039-68462903
Co-ordinating support services through neighbourhood hubs	651048-651039-68592430
I believe WLC might have used the above data types however, I did not	651048-651039-68602806
n/A	651048-651039-69007529
Ordnance survey and Housing agencies	651048-651039-69042763
We have used some limited data on food bank use from the third sector	651048-651039-69081140

12 Please indicate if so far you have used any of the following types of novel data in response to COVID-19. (Please select all that apply)



Multi answer: Percentage of respondents who selected each answer option (e.g. 100% would represent that all this question's respondents chose that option)

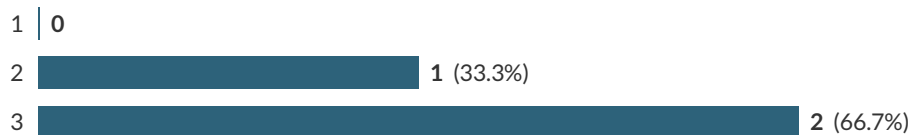
13 In ranking order, which of the following data capabilities would you like your local authority to develop in the wake of COVID-19? (Please select and rank the three most important areas)

13.1 IT infrastructure



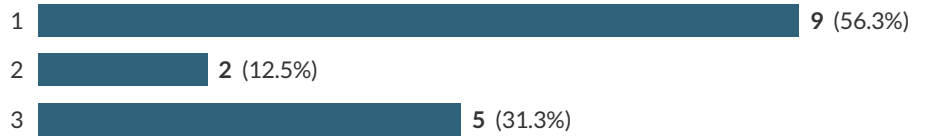
Multi answer: Percentage of respondents who selected each answer option (e.g. 100% would represent that all this question's respondents chose that option)

13.2 Data software



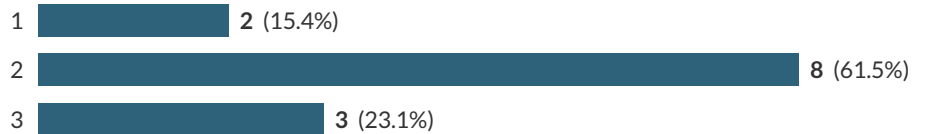
Multi answer: Percentage of respondents who selected each answer option (e.g. 100% would represent that all this question's respondents chose that option)

13.3 Internal data harmonisation and integration



Multi answer: Percentage of respondents who selected each answer option (e.g. 100% would represent that all this question's respondents chose that option)

13.4 Data processing (e.g. quality, curation, standards)



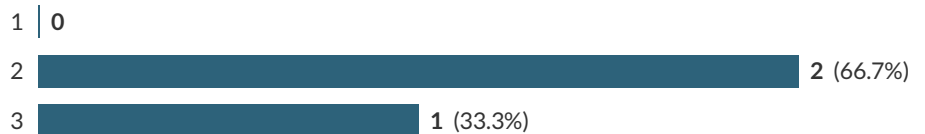
Multi answer: Percentage of respondents who selected each answer option (e.g. 100% would represent that all this question's respondents chose that option)

13.5 Data analytics



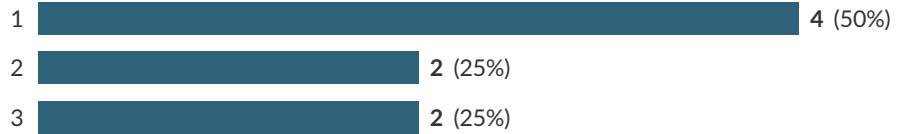
Multi answer: Percentage of respondents who selected each answer option (e.g. 100% would represent that all this question's respondents chose that option)

13.6 Data storage and maintenance



Multi answer: Percentage of respondents who selected each answer option (e.g. 100% would represent that all this question's respondents chose that option)

13.7 Data governance



Multi answer: Percentage of respondents who selected each answer option (e.g. 100% would represent that all this question's respondents chose that option)

13.8 Skills (e.g. training, data literacy)



Multi answer: Percentage of respondents who selected each answer option (e.g. 100% would represent that all this question's respondents chose that option)

13.9 Human resources (e.g. data scientists)



Multi answer: Percentage of respondents who selected each answer option (e.g. 100% would represent that all this question's respondents chose that option)

14 How important have data sharing and collaborations been to your work in the context of COVID-19?

14.1 Internal data sharing



Multi answer: Percentage of respondents who selected each answer option (e.g. 100% would represent that all this question's respondents chose that option)

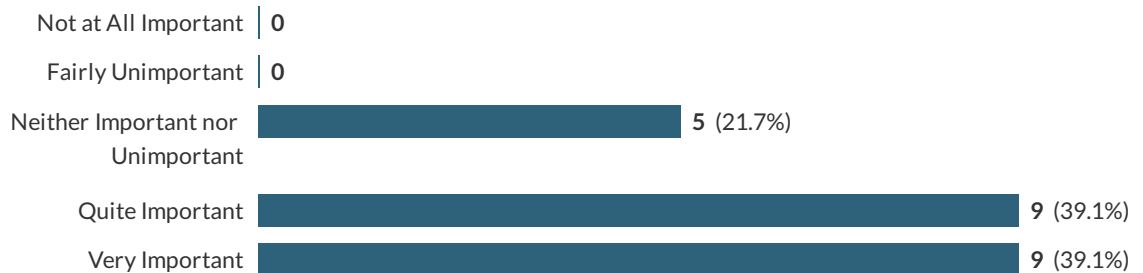
represent that all this question's respondents chose that option)

14.2 External data sharing



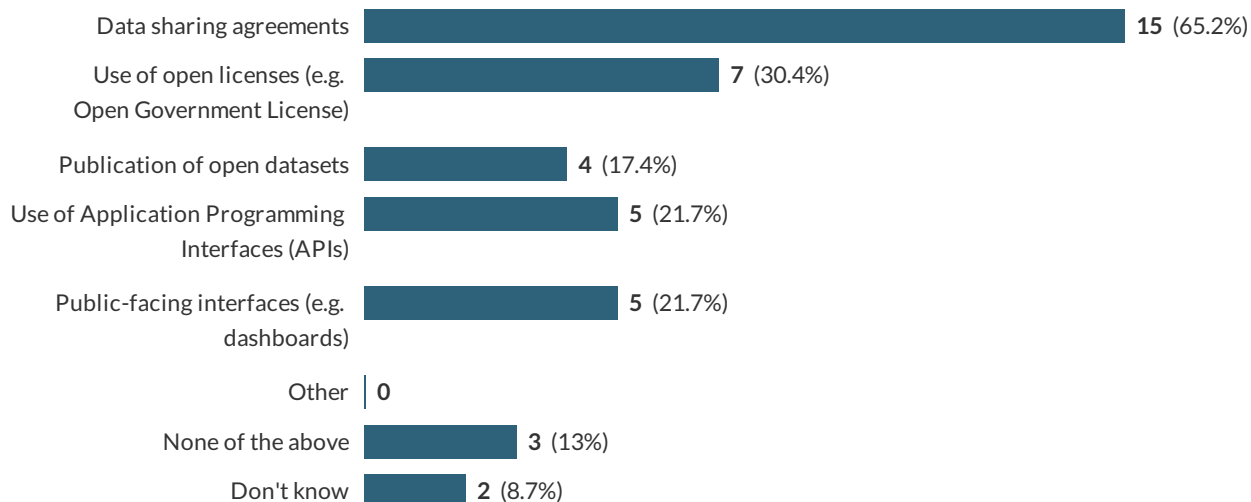
Multi answer: Percentage of respondents who selected each answer option (e.g. 100% would represent that all this question's respondents chose that option)

14.3 Data collaborations



Multi answer: Percentage of respondents who selected each answer option (e.g. 100% would represent that all this question's respondents chose that option)

15 Are you aware of your local authority having so far implemented any of the following data sharing measures in response to COVID-19? (Please select all that apply)



Multi answer: Percentage of respondents who selected each answer option (e.g. 100% would represent that all this question's respondents chose that option)

15.a If you selected Other, please specify:

No responses

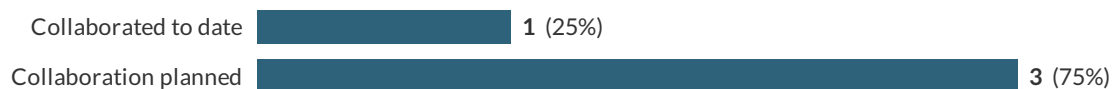
16 Are you aware of your local authority having so far collaborated / planning to collaborate in the future with any of the following stakeholders in response to COVID-19? (Please select all that apply)

16.1 Other Scottish local authorities



Multi answer: Percentage of respondents who selected each answer option (e.g. 100% would represent that all this question's respondents chose that option)

16.2 Other UK local authorities



Multi answer: Percentage of respondents who selected each answer option (e.g. 100% would represent that all this question's respondents chose that option)

16.3 Public sector organisations (e.g. NHS Scotland Health Boards, Special Health Boards, Police Scotland)



Multi answer: Percentage of respondents who selected each answer option (e.g. 100% would represent that all this question's respondents chose that option)

16.4 Scottish Government



Multi answer: Percentage of respondents who selected each answer option (e.g. 100% would represent that all this question's respondents chose that option)

16.5 Local businesses



Multi answer: Percentage of respondents who selected each answer option (e.g. 100% would represent that all this question's respondents chose that option)

16.6 Private Corporations (e.g. BT Group, Cisco, Agilisys)



Multi answer: Percentage of respondents who selected each answer option (e.g. 100% would represent that all this question's respondents chose that option)

16.7 Third sector organisations (e.g. charities, voluntary organisations, community groups, social enterprises)



Multi answer: Percentage of respondents who selected each answer option (e.g. 100% would represent that all this question's respondents chose that option)

16.8 Research institutions (e.g. universities)



Multi answer: Percentage of respondents who selected each answer option (e.g. 100% would represent that all this question's respondents chose that option)

16.9 Grassroots organisations (e.g. mutual aid groups, residents' groups)



Multi answer: Percentage of respondents who selected each answer option (e.g. 100% would represent that all this question's respondents chose that option)

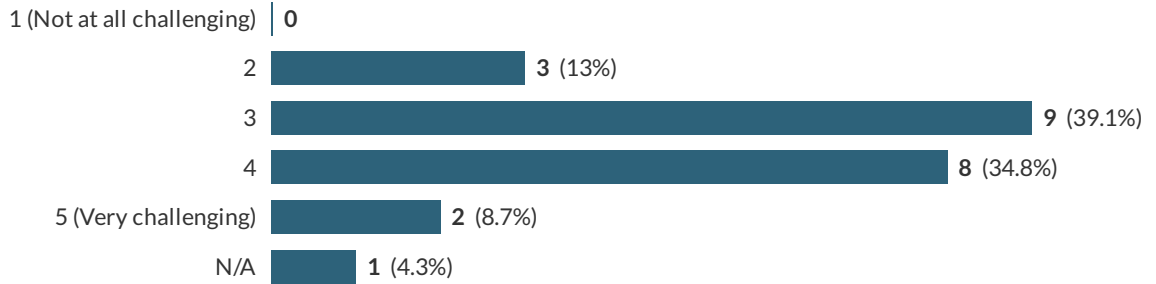
16.10 Citizens



Multi answer: Percentage of respondents who selected each answer option (e.g. 100% would represent that all this question's respondents chose that option)

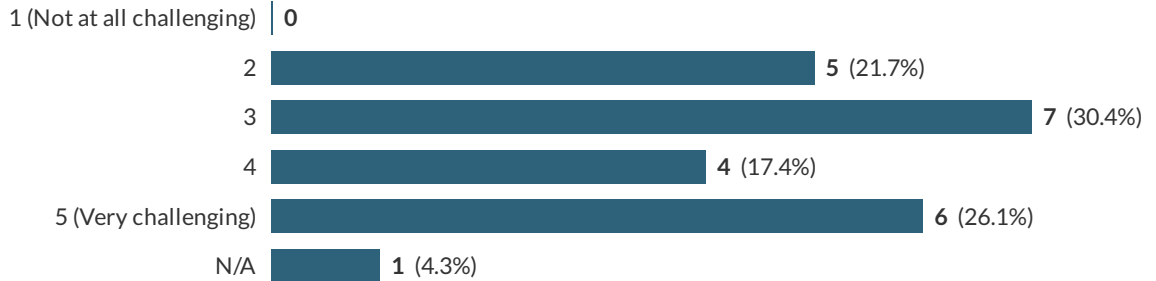
17 On a scale from 1 to 5, how challenging to your work have the following areas of data engagement been in the context of COVID-19?

17.1 Identifying data needs



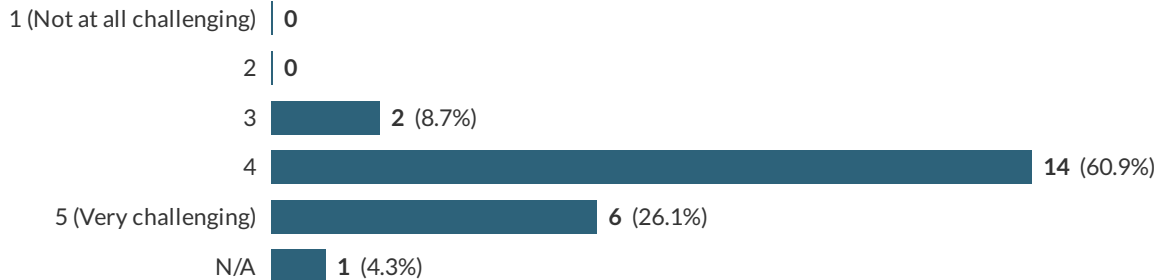
Multi answer: Percentage of respondents who selected each answer option (e.g. 100% would represent that all this question's respondents chose that option)

17.2 Mapping existing internal data



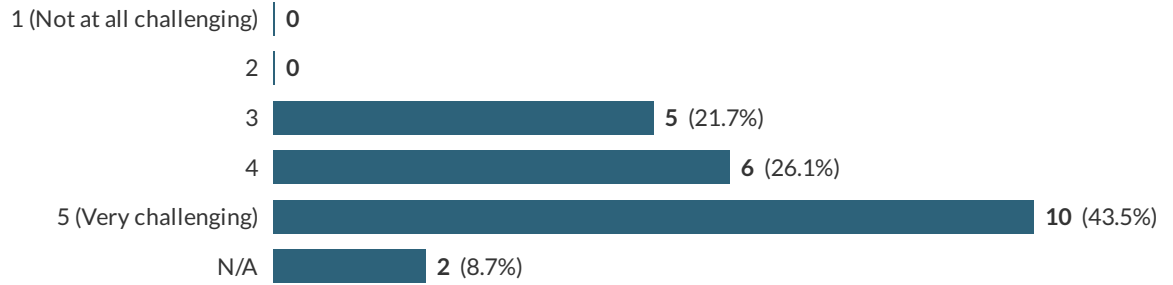
Multi answer: Percentage of respondents who selected each answer option (e.g. 100% would represent that all this question's respondents chose that option)

17.3 Ensuing data quality/ standards (e.g. accuracy)



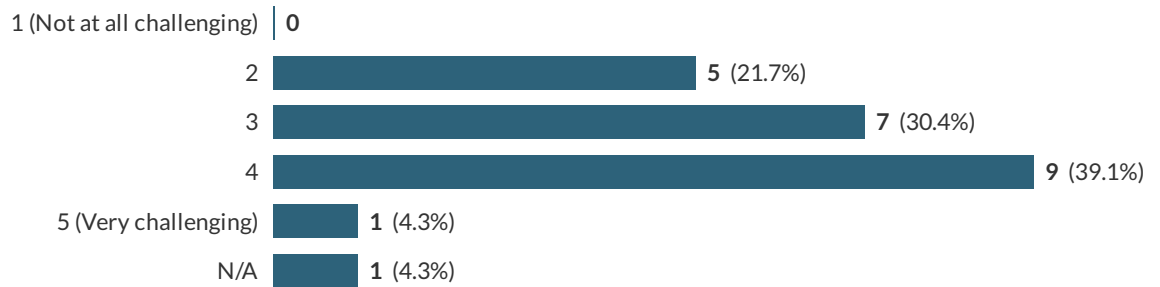
Multi answer: Percentage of respondents who selected each answer option (e.g. 100% would represent that all this question's respondents chose that option)

17.4 Integrating data (e.g. matching, interoperability)



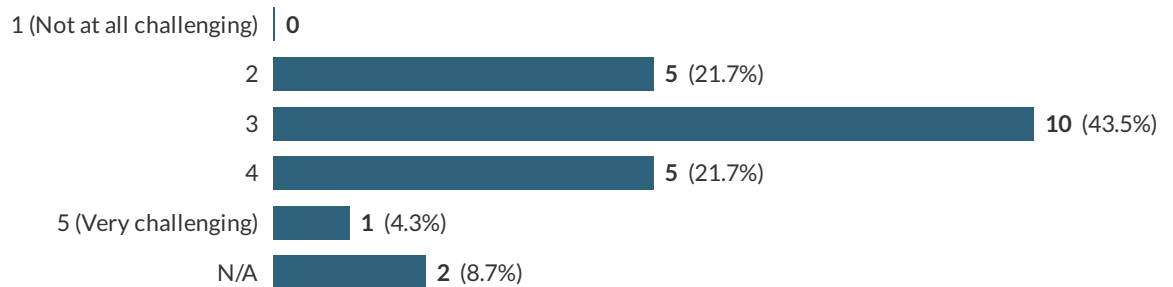
Multi answer: Percentage of respondents who selected each answer option (e.g. 100% would represent that all this question's respondents chose that option)

17.5 Analysing data



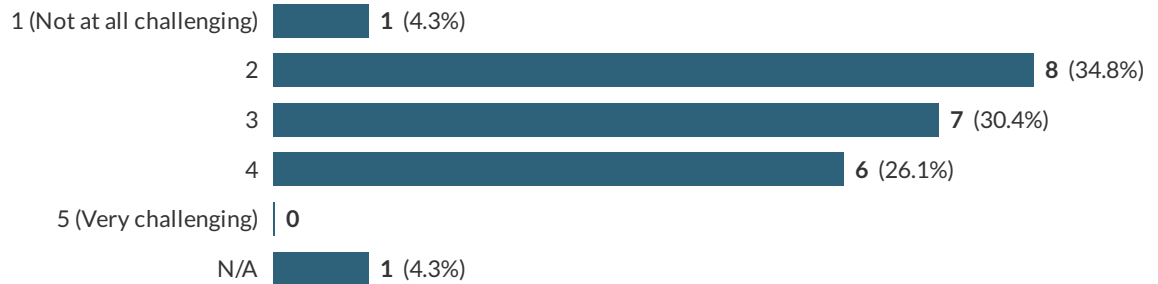
Multi answer: Percentage of respondents who selected each answer option (e.g. 100% would represent that all this question's respondents chose that option)

17.6 Ensuing GDPR compliance



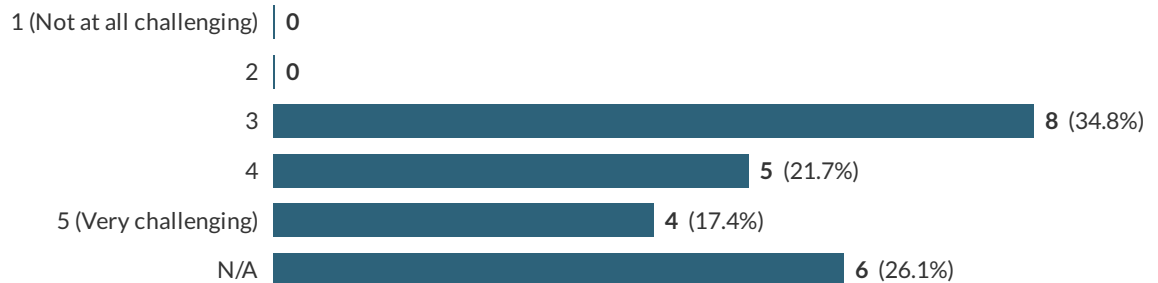
Multi answer: Percentage of respondents who selected each answer option (e.g. 100% would represent that all this question's respondents chose that option)

17.7 Ensuing data security



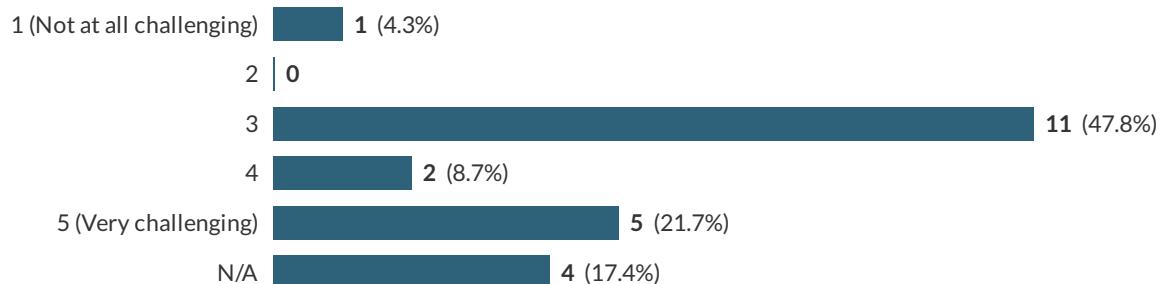
Multi answer: Percentage of respondents who selected each answer option (e.g. 100% would represent that all this question's respondents chose that option)

17.8 Developing data sharing agreements



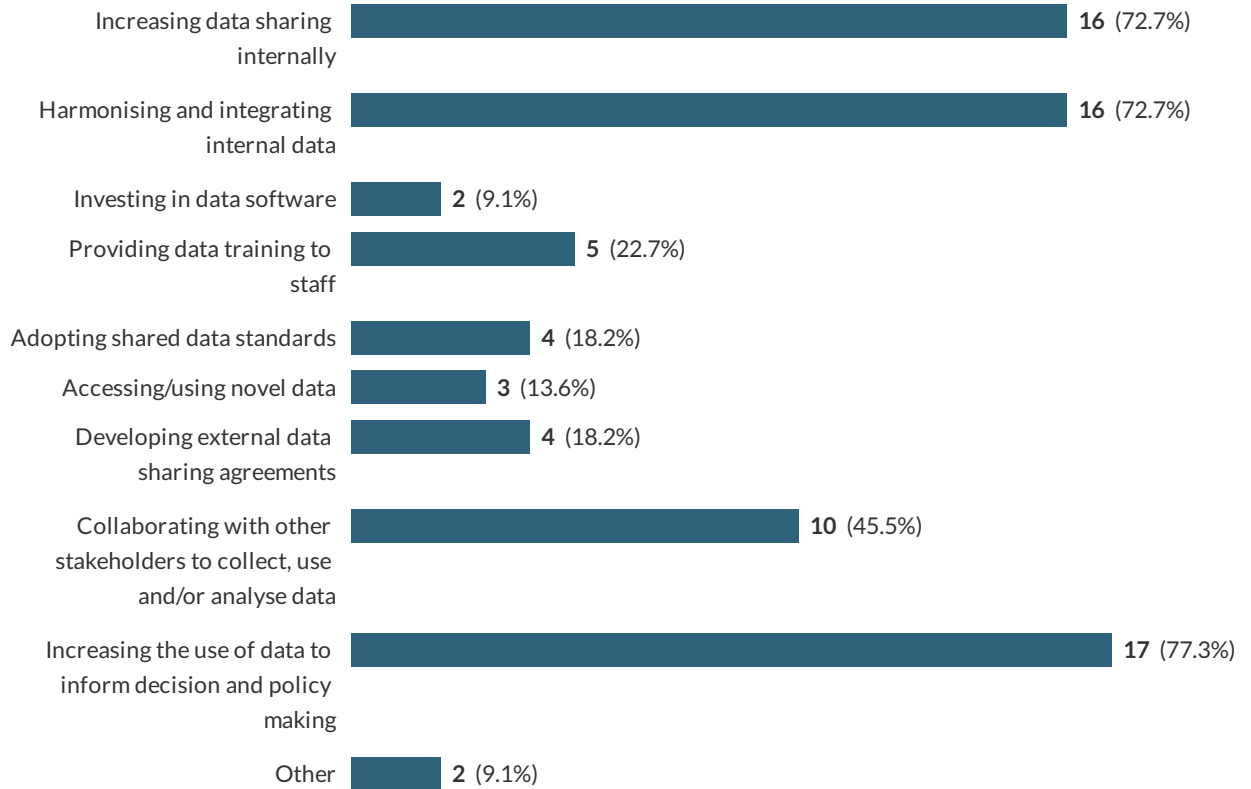
Multi answer: Percentage of respondents who selected each answer option (e.g. 100% would represent that all this question's respondents chose that option)

17.9 Obtaining data from the Scottish Government



Multi answer: Percentage of respondents who selected each answer option (e.g. 100% would represent that all this question's respondents chose that option)

18 What would you say are the main data-centered opportunities for your local authority that have emerged from the COVID-19 crisis ? (Please select up to four)

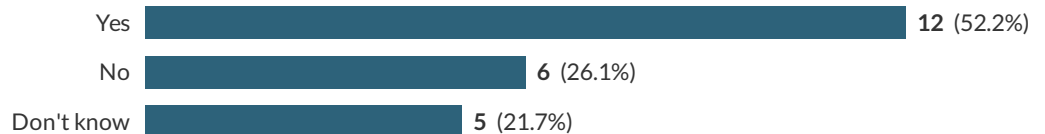


Multi answer: Percentage of respondents who selected each answer option (e.g. 100% would represent that all this question's respondents chose that option)

18.a If you selected Other, please specify:

Showing all 2 responses	
Increasing the use of data to inform decision and policy making (again)!	651048-651039-66597213
realising the potential of data and how powerful data can be	651048-651039-68602806

19 Are you aware of any specific data-centered initiatives / projects in which your local authority has been involved in response to COVID-19?

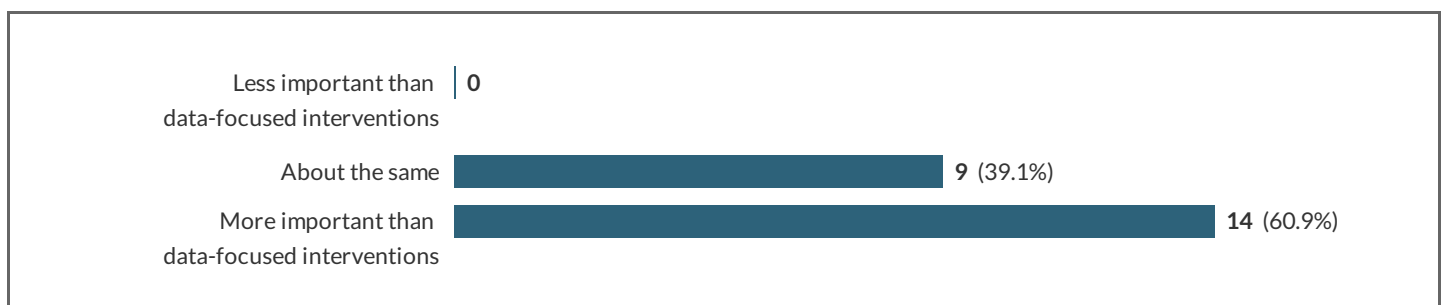


19.a If 'Yes', could you specify what these are?

Showing all 12 responses	
To my knowledge, my own involvement with the Digital Office for Scottish Local Authorities is the only example.	651048-651039-66597213
Digital Office on a shared data hub for Scottish Local Authorities to submit data return. Collaboration of software to manage humanitarian aid requirements.	651048-651039-66621598
Helping hands	651048-651039-67178493
food and medical deliveries	651048-651039-67195224
Providing care to vulnerable people. Improving school meal deliveries.	651048-651039-67248230
- COVID dashboard - combining health and council data - Integrated Transport Spaces for People App - CCTV object detection supporting activity monitoring - Public facing COVID facilities app - Employee mgmt dashboard - Economic Recovery dashboard	651048-651039-67274360
Scottish Data Taskforce - Development of a Data Ecosystem	651048-651039-68042293
"Helping Hands" system to track and manage contact and service requirements and provision for individuals in shielding.	651048-651039-68049645
Our Digital Team rapidly deployed a workflow/case management system in Oracle Service Cloud to support the council's Caring for People Helpline	651048-651039-68235019
COVID dashboard GIS mapping - Shielding individuals GIS mapping - Education capacity & availability	651048-651039-68238847
Many. e.g. We have amended and improved our "tracking" of staff to report on absences for Covid-19 related reasons; working at home; criticality of role.	651048-651039-68462903
Work through the Digital Office on the Covid response generally and on a specific project looking at data on vulnerable people	651048-651039-68592430

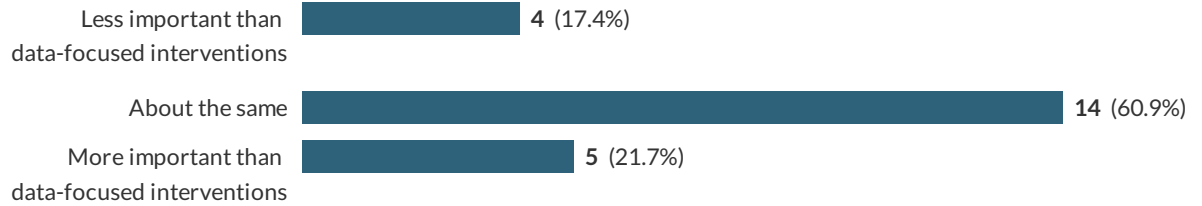
20 Thinking about your experience of your local authority's response to COVID-19, how important have data-focused interventions been relative to other approaches to managing the pandemic?

20.1 Provision of emergency funding



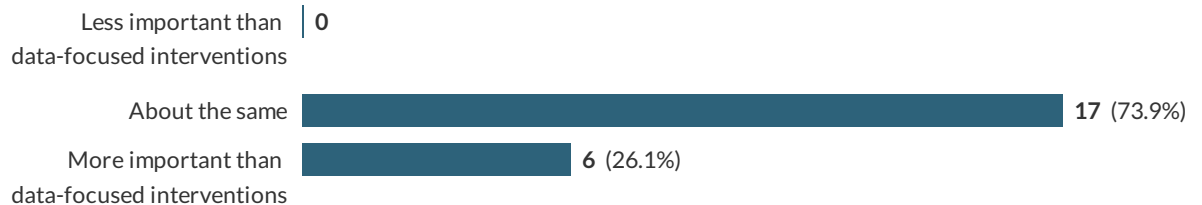
Multi answer: Percentage of respondents who selected each answer option (e.g. 100% would represent that all this question's respondents chose that option)

20.2 Collaboration with third sector organisations



Multi answer: Percentage of respondents who selected each answer option (e.g. 100% would represent that all this question's respondents chose that option)

20.3 Coordination with other public institutions



Multi answer: Percentage of respondents who selected each answer option (e.g. 100% would represent that all this question's respondents chose that option)

20.4 Local knowledge and connections



Multi answer: Percentage of respondents who selected each answer option (e.g. 100% would represent that all this question's respondents chose that option)